

PLASTIC ENCLOSURE

Plastic Enclosure - MG & KG series - Grey Door & Clear Door

AIBOX non-metallic enclosures are corrosion proof and can use for many applications where non-metallic enclosures are required

Weight of non-metallic enclosures is 25% of the weight of steel enclosures and can use for similar applications where non-metallic enclosures are preferred. Non-metallic enclosures are having good insulation properties and light weight and give advantages over steel enclosures in some applications.

Plastic Enclosure - with Plastic Hinge & Latch - MG series - Grey Door & Clear Door, comes with plastic hinge & latch and available in grey solid door or transparent door

Plastic Enclosure - with Plastic Hinge & Lock - KG series - Grey Door & Clear Door; comes with plastic hinge & lock and available in grey solid door or transparent door

High strength ABS, PC refractories and UV added material, makes the enclosure is suitable for external rugged environments.

Temperature range : -40°C to 120°C

ABS : Acrylonitrile Butadiene styrene


PC: Poly Carbonate

Plastic Enclosure - with Plastic Hinge & Latch - MG series - Grey Door & Clear Door


Plastic latch + hinge type		Dimension (mm)		Mounting Plate		Installation size (mm)	
Grey door	Clear door	W X H X XD	D1 + D2	Plastic	Metal	W3	H3
TJ-MG-2030	TJ-MT-2030	200 X 300 X 180	130 + 50	TJ-2030P	TJ-2030	270	170
TJ-MG-3030	TJ-MT-3030	300 X 300 X 180	130+ 50	TJ-3030P	TJ-3030	270	270
TJ-MG-3040	TJ-MT-3040	300 X 400 X 180	130 + 50	TJ-3040P	TJ-3040	370	270
TJ-MG-3040 - 1	TJ-MT-3040 - 1	300 X 400 X 210	160 + 50	TJ-3040P	TJ-3040	370	270
TJ-MG-4050	TJ-MT-4050	400 X 500 X 200	150 + 50	TJ-4050P	TJ-4050	470	270
TJ-MG-4060	TJ-MT-4060	400 X 600 X 220	170 + 50	TJ-3040P x2	TJ-4060	570	370



Hinges for fixing inner door - MODEL: WG-02

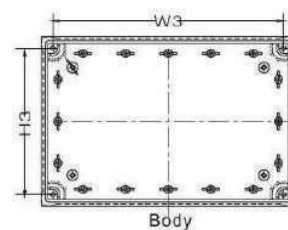


Fixed with inner plate

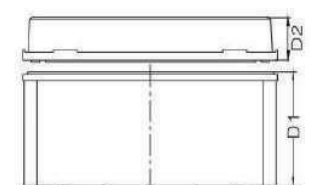


Plastic Enclosure - with Plastic Hinge & Lock - KG series - Grey Door & Clear Door

Lock Type		Dimension (mm)		Mounting Plate		Installation size (mm)	
Grey door	Clear door	W X H X XD	D1 + D2	Plastic	Metal	W3	H3
TJ-KG-2030	TJ-KT-2030	200 X 300 X 180	130 + 50	TJ-2030P	TJ-2030	270	170
TJ-KG-3030	TJ-KT-3030	300 X 300 X 180	130+ 50	TJ-3030P	TJ-3030	270	270
TJ-KG-3040	TJ-KT-3040	300 X 400 X 180	130 + 50	TJ-3040P	TJ-3040	370	270
TJ-KG-3040 - 1	TJ-KT-3040 - 1	300 X 400 X 210	160 + 50	TJ-3040P	TJ-3040	370	270
TJ-KG-4050	TJ-KT-4050	400 X 500 X 200	150 + 50	TJ-4050P	TJ-4050	470	270
TJ-KG-4060	TJ-KT-4060	400 X 600 X 220	170 + 50	TJ-3040PX2	TJ-4060	570	370



Body



Cover + body